




Kadmiungult medel ●* D



Kadmiungult mörk ●* D



Kadmiungult orange ●* E



Ultramarinrosa ○B



Ultramarinviolett ○B



Ultramarinblått ▶A



Vagonegrönt ▶B




Smaragdgrönt ▶F



Monastralgrönt ●B



Italiensk terra di siena, obränd ○A



Italiensk terra di siena, bränd ○A



Fransk rå umbra ▶A



Järnoxidsvart ●A



Bensvart ○A

- Täckande
- ▶ Halväckande
- Transparent
- * Får ej användas till bruksföremål
- Prisgrupper A-F

Linseed Oil Paints for Artwork

Our ambition to combine high quality requirements with breadth and versatility manifests itself best through our linseed oil paints.

In one and the same product, the artist and handicraft painter alike will discover a spectrum of possibilities and solutions ranging from artwork, decorative design and colour tinting.

Genuine raw materials and great care characterise this range of 44 different colours.

Production

The binding agent used in our paints is cold pressed matured linseed oil of the highest quality. All colour pigments used are non-sensitive to light.

All paints contain genuine colour pigments as specified and no other similar cheaper alternatives are used. Cobalt Blue, for example, contains genuine cobalt aluminates. The colour pigments are mixed together with the linseed oil and then ground in a rolling mill. The paint is ground 1-4 times depending on the pigments used and then filled into tubes.

Areas of use

The paints are intended for use as traditional artist's paints on canvas or panels.

They are suitable for all types of decorative painting on wood or metal. They can also be used for tinting our linseed oil paints for construction paintwork.

Preparation

If you intend to use the paint for tinting purposes or add a particular shade to wood or metal: take a plate or glass jar. Squeeze out a small amount of paint into the bottom of the jar. Add a small quantity of boiled linseed oil and if required a drying agent 1%.

Mix the linseed oil and paint paste until the colour is even. A paintbrush is an ideal tool for mixing. The ready mixed paint should have a creamy consistency.



“I am very satisfied with the linseed oil paints bought from Ottosson Färgmakeri as the tubes contain concentrated colour pigments.”

Oda Knudsen, artist Denmark

“Ottosson’s oil paints are just as good as those from any of the larger manufacturers.”

Tomas Edetun, artist Linköping

“It’s obvious that the paints have been made by a colleague, a fellow artist.”

Olle Borg, artist Stockholm

“For several years now I’ve been working with oil paints without solvents and wished that the paint would dry slowly whilst I painted and then quickly afterwards. Only paint ground with linseed oil throughout the entire colour scale – such as Ottosson’s – is capable of achieving this combination.”

Sölve Olsson, artist Lund

“Real colour again, pigments that sparkle.”

Bisse Thofelt, artist Höganäs

“For a decade now I’ve only had Ottosson’s paints on my palette.”

Gerhard Nordström, artist Ystad



All paints are available in tube sizes 250 ml, 100 ml and 40 ml. Scale 1:1.



Zinkvitt ○A




Titanvitt ●A



Blandvitt Titan-Zink ◐A



Permanentgul ◐C



Nickeltitangult ●C



Kadmiumgult citron ●✱D



Kadmiumrött ljus cinnoberton ●✱E




Kadmiumrött medel ●✱E



Kadmiumrött mörk ●✱F



Alizarin Krapplack ljus ◐C



Alizarin Krapplack mörk ◐C



Kinakridon magenta ◐D



Koboltblätt ◐E



Coelinblätt ●F



Pariserblätt ●A



Monastralblätt ●B



Kromoxidgrönt ●C



Verona grönjord ○A



Järnoxidgult ●A



Ljusockra JTCLLES ◐A




Italiensk guldockra ○B




Ockra HAVANE ◐A



Ockra Avana ◐B



Tysk mörkockra ◐A



Italiensk bränd umbra ◐A




Rödockra RTFLES ◐A



Engelskt rött ●A



Caput mortuum ●A



Transparent jordgrå ○A



Grön umbra ◐B

Av trycktekniska skäl kan färgnyanserna avvika något från originalfärgerna.

Dok: 0711

Ottosson Färgmakeri AB • Lillegårdsvägen 14 • SE-240 13 Genarp, SVERIGE

Tel. +46-40-48 25 74 • Fax +46-40-48 26 70 • info@ottossonfarg.com • www.ottossonfarg.com